





Australian Junior Open

U13 Boys





Box 1

			1.	2.	3.	4.
WA		1. [1] CURTIS Oscar		11-1, 11-1, 11-1	11-3, 11-4, 11-1	11-2, 11-2, 11-3
NT		2. SIVIOUR William	1-11, 1-11, 1-11		3-11, 0-11, 1-11	5-11, 8-11, 4-11
NSW		3. LACY Tom	3-11, 4-11, 1-11	11-3, 11-0, 11-1		12-10, 3-11, 11-3 11-4
QLD		4. [4] MURRAY Benjamin	2-11, 2-11, 3-11	11-5, 11-8, 11-4	10-12, 11-3, 3-11 4-11	

Standings

	Points	Wins	Losses	Games	Game Pts
1. [1] Oscar CURTIS	6	3	0	9 - 0 (100%)	99 - 18 (84.62%)
2. Tom LACY	4	2	1	6 - 4 (60%)	78 - 65 (54.55%)
3. [4] Benjamin MURRAY	2	1	2	4 - 6 (40%)	68 - 87 (43.87%)
4. William SIVIOUR	0	0	3	0 - 9 (0%)	24 - 99 (19.51%)

Box 2

			1.	2.	3.	4.	5.
QLD		1. PORTER Josh		5-11, 1-11, 5-11	12-10, 11-4, 12-10	7-11, 2-11, 3-11	1-11, 3-11, 3-11
VIC		2. LYNN Andre	11-5, 11-1, 11-5		11-4, 11-3, 11-4	6-11, 11-9, 8-11 8-11	9-11, 4-11, 7-11
NT		3. WILSON Jarvis	10-12, 4-11, 10-12	4-11, 3-11, 4-11		1-11, 1-11, 2-11	0-11, 2-11, 4-11
WA		4. [3] LINDSEY Oscar	11-7, 11-2, 11-3	11-6, 9-11, 11-8 11-8	11-1, 11-1, 11-2		4-11, 7-11, 4-11
WA		5. [2] CLASSEN Dylan	11-1, 11-3, 11-3	11-9, 11-4, 11-7	11-0, 11-2, 11-4	11-4, 11-7, 11-4	

Standings

	Points	Wins	Losses	Games	Game Pts
1. [2] Dylan CLASSEN	8	4	0	12 - 0 (100%)	132 - 48 (73.33%)
2. [3] Oscar LINDSEY	6	3	1	9 - 4 (69.23%)	123 - 82 (60%)
3. Andre LYNN	4	2	2	7 - 6 (53.85%)	119 - 97 (55.09%)
4. Josh PORTER	2	1	3	3 - 9 (25%)	65 - 123 (34.57%)
5. Jarvis WILSON	0	0	4	0 - 12 (0%)	45 - 134 (25.14%)

1/2 Playoff

[1] Oscar CURTIS

[2] Dylan CLASSEN

Oscar CURTIS

12-10, 11-3, 11-4 (22m)

3/4 Playoff

Tom LACY

[3] Oscar LINDSEY

Oscar LINDSEY

12-10, 11-4, 8-11, 11-4

5/6 Playoff

[4] Benjamin MURRAY

Andre LYNN

Andre LYNN

12-10, 11-4, 11-8 (18m)

7/8 Playoff

William SIVIOUR

Josh PORTER

Josh PORTER

11-1, 11-6, 11-4