




2021095 GE Daveyton EXET  
BS 12

Main Draw

1	TSA101075	WP		[1] Tristan VAN DER MERWE		
2				A1 BYE	[1] Tristan VAN DER MERWE	
3	TSA111330	GC		Karel Jan DOYER		[1] Tristan VAN DER MERWE 6-2, 7-6(4)
4				A2 BYE	Karel Jan DOYER	
5	TSA091065	GE		[3] Nicholas FRANKEN		[1] Tristan VAN DER MERWE 6-1, 6-1
6				A3 BYE	[3] Nicholas FRANKEN	
7	TSA101359	GC		Robbie SMUTS		[3] Nicholas FRANKEN 6-0, 6-1
8				A4 BYE	Robbie SMUTS	
9	TSA121208	GC		Joshua STEENEVELDT		[1] Tristan VAN DER MERWE 6-1, 6-2
10	TSA091314	GN		Lesedi MULLER	Lesedi MULLER 6-3, 3-6, 10-3	
11				BYE		Lesedi MULLER 6-4, 7-5
12	TSA111195	GN		[4] Aidan MCCONNELL	[4] Aidan MCCONNELL	
13	TSA111318	GE		Nhlamulo BALOYI		Kosma ALEXANDER 6-3, 6-1
14	TSA101185	GE		Kosma ALEXANDER	Kosma ALEXANDER 6-0, 6-0	
15				BYE		Kosma ALEXANDER 6-2, 6-2
16	TSA091197	NC		[2] Petri EKSTEEN	[2] Petri EKSTEEN	

Position 3-4	[3] Nicholas FRANKEN	Lesedi MULLER
	Lesedi MULLER	4-6, 6-3, 10-5

Position 5-8	Karel Jan DOYER	Karel Jan DOYER
	Robbie SMUTS	6-4, 6-1
	[4] Aidan MCCONNELL	[4] Aidan MCCONNELL
	[2] Petri EKSTEEN	6-3, 3-6, 10-7
		[4] Aidan MCCONNELL 6-3, 6-2

Position 7-8	Robbie SMUTS	[2] Petri EKSTEEN
	[2] Petri EKSTEEN	4-6, 7-5, 10-2

**Round 1**

E1  
BYE

E2  
BYE

E3  
BYE

E4  
BYE

E5  
BYE

E6  
BYE

E7  
BYE

E8  
BYE

**Round 2**

E1  
BYE

E2  
BYE

E3  
BYE

E4  
BYE

E5  
BYE

E6  
BYE

E7  
BYE

E8  
BYE

**Round 3**

E1  
BYE

E2  
BYE

E3  
BYE

E4  
BYE

E5  
BYE

E6  
BYE

E7  
BYE

E8  
BYE

**Final**

E1  
BYE

E5  
BYE

Joshua STEENEVELDT

BYE	
F1	Nhlamulo BALOYI
Nhlamulo BALOYI	

The diagram shows three signals: G1, G2, and G3. Each signal is represented by a horizontal bar with a label 'BYE' above it. G1 and G2 are active-low signals, meaning they go low (indicated by a horizontal bar) for a duration. G3 is also an active-low signal, indicated by a horizontal bar. The signals are shown as horizontal bars with labels G1, G2, and G3.

BYE	
H1	
BYE	