





2022151 Growthpoint Seniors Super 6 Eden
WD 70

Box 1

				1.	2.	3.
TSA451014	GN		1. Danilla WHELPTON Annette JACOBSON		2-6, 2-6	0-6, 1-6
TSA510091	WP		2. Yvonne FICHARDT Shirley ENGERS	6-2, 6-2		GTC 20 Dec 11:00am
TSA521064	WP		3. Barbara ROSE-INNES Dianne GOUGH	6-0, 6-1	GTC 20 Dec 11:00am	

Standings	Points	Wins	Losses	Sets	Games
1. GOUGH / ROSE-INNES	2	1	0	2 - 0 (100%)	12 - 1 (92.31%)
2. ENGERS / FICHARDT	2	1	0	2 - 0 (100%)	12 - 4 (75%)
3. JACOBSON / WHELPTON	0	0	2	0 - 4 (0%)	5 - 24 (17.24%)

Box 2

				1.	2.	3.	4.
TSA470068	GN		1. Rene SCHOCH Elaine NELSON		0-6, 4-6	Opponent W/O	GTC 20 Dec 11:00am
TSA511025	Winel		2. Henriette DE VILLIERS Ria KROHN	6-0, 6-4		Opponent W/O	1-6, 0-6
TSA490045	Winel		3. Miemie DU PLESSIS Suzanne BELLINGAN	W/O	W/O		1-6, 5-7
TSA480035	EDEN		4. Elmarie LATEGAN Elsabie FERREIRA	GTC 20 Dec 11:00am	6-1, 6-0	6-1, 7-5	

Standings	Points	Wins	Losses	Sets	Games
1. FERREIRA / LATEGAN	4	2	0	4 - 0 (100%)	25 - 7 (78.13%)
2. KROHN / DE VILLIERS	4	2	1	4 - 2 (66.67%)	13 - 16 (44.83%)
3. NELSON / SCHOCH	2	1	1	2 - 2 (50%)	4 - 12 (25%)
4. BELLINGAN / DU PLESSIS	0	0	3	0 - 6 (0%)	6 - 13 (31.58%)

1/2 Playoff

Box 1: 1st

A1	GTC Tue Dec 20, 1pm
Box 2: 1st	

3/4 Playoff

B1	GTC Tue Dec 20, 1pm
----	---------------------

5/6 Playoff

C1	
----	--